

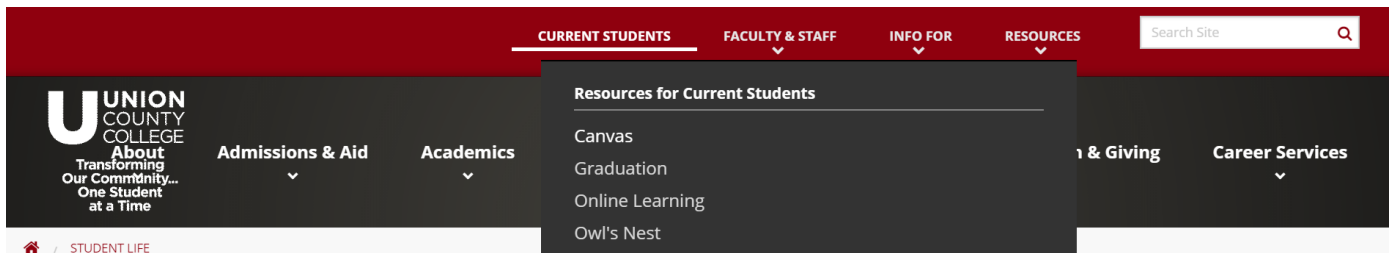
# Accessing Remote Live Courses

The steps below detail how to access your remote live courses as a UCC student.

## Step 1

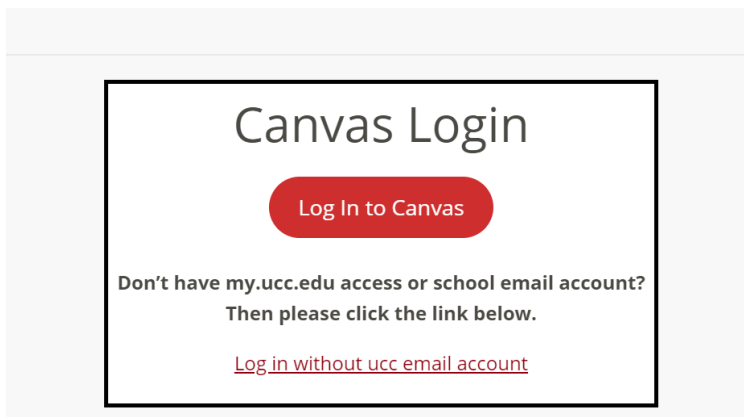
Go to [ucc.edu](http://ucc.edu).

Click **Current Students** → Click **Canvas**



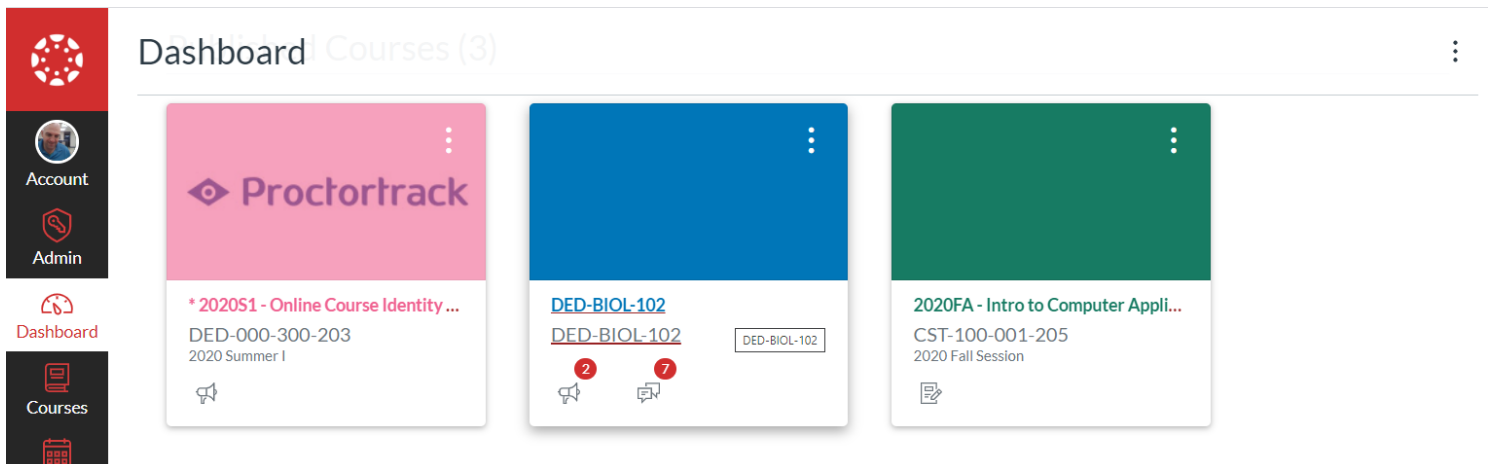
## Step 2

Click **Log in to Canvas**



## Step 3

Click on the selected course from your Canvas Dashboard.

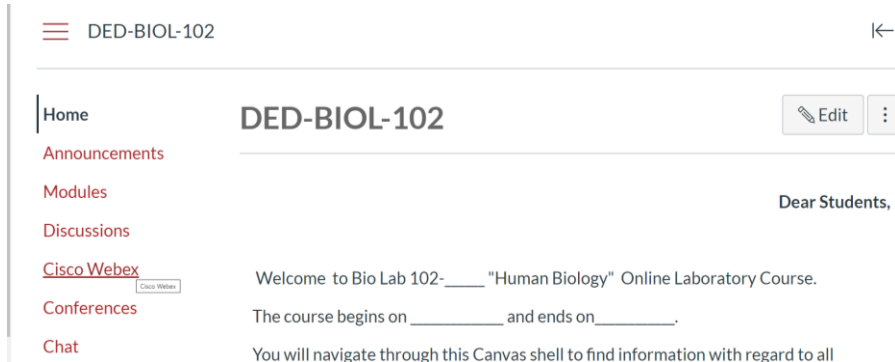


Note: depending on your instructor, you will have access to meetings in your Canvas shell through either the **Canvas Webex integration (Step 4)** or **Canvas Conferences (Step 5)**. The steps for both are included here.

Your instructor will contact you prior to the start of classes to announce which platform they will be using.

### **Step 4A (Webex )**

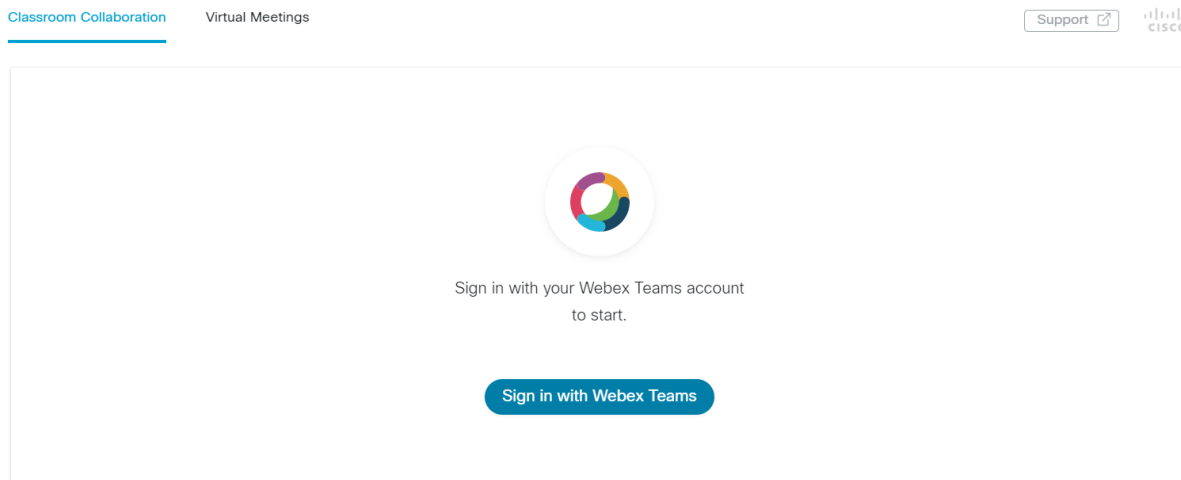
Click **Cisco Webex** from the left-hand Navigation menu.



### **Step 4B (Webex)**


Click on **Sign in with Webex Teams**. Enter your user name and password.\*

\*The password is the default password used to sign into your OWL account.



## Step 4C (Webex)

Click on the **Virtual Meetings** tab, then click the green **Join** button for your class meeting.

Classroom Collaboration **Virtual Meetings** Support 

### Meetings

Upcoming Past Meetings Recordings **Filters** ▾

Name	Host	Host Type	Duration	Date	Action
Test meeting	Joseph Candela	Instructor	1 hour 0 min	Sep 02, 2020 12:00 pm	<b>Join</b>

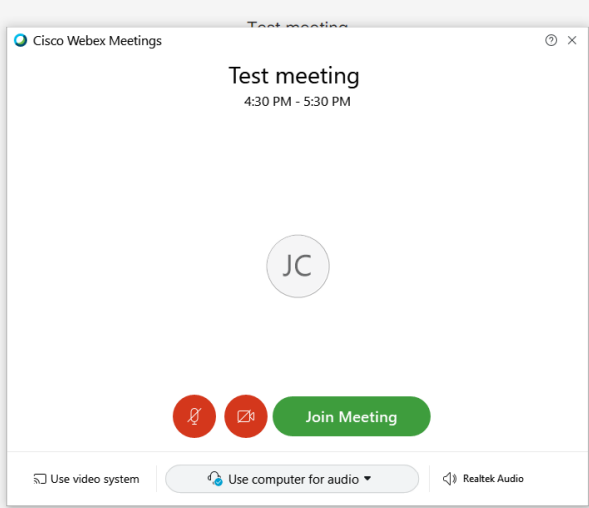
## Step 4D (Webex)

Click the **Microphone** icon to unmute your mic upon joining (optional).

Click the **Camera** icon to display your video upon joining (optional).

Use the **drop down** to select your audio source. **Use computer for audio** is recommended by default.



Click **Join Meeting**.



Cisco Webex Meetings Test meeting

Test meeting  
4:30 PM - 5:30 PM

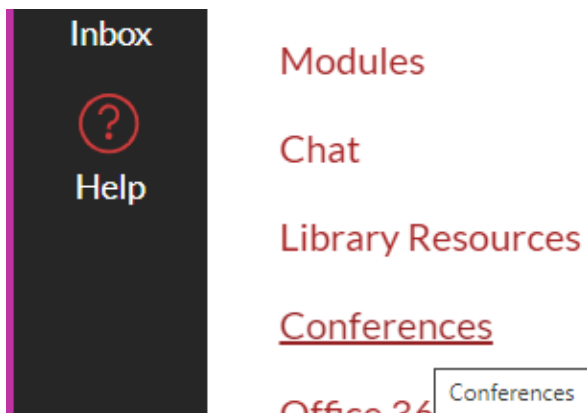
JC

  **Join Meeting**

Use video system  Use computer for audio  Realtek Audio

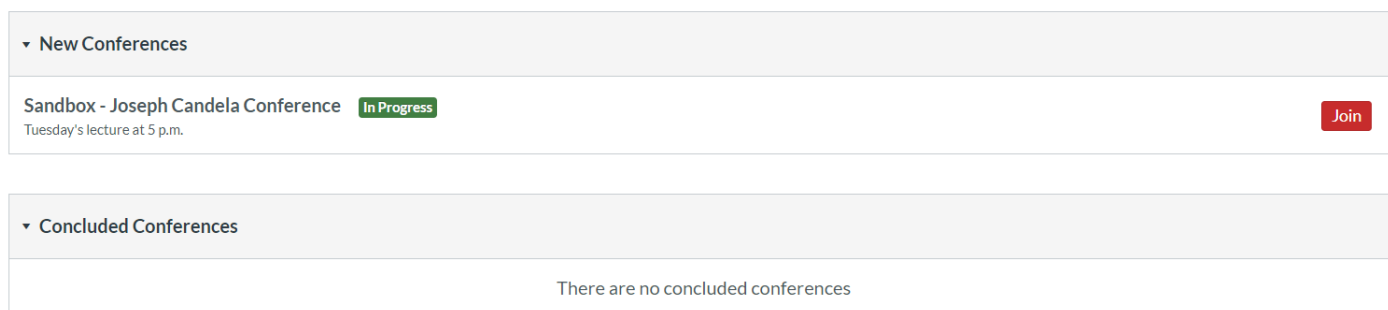
## Step 5A (Canvas Conferences)

Click on **Conferences** from the left-hand navigation.



## Step 5B (Canvas Conferences)

Click **Join** to enter an open conference.



## Step 5C (Canvas Conferences)

Click the **Microphone** to join with voice enabled or click the headphones to join as 'listen only.'

