

Making a Payment Online

ONLINE PAYMENT PROCEDURE



Sign In


User name

Password

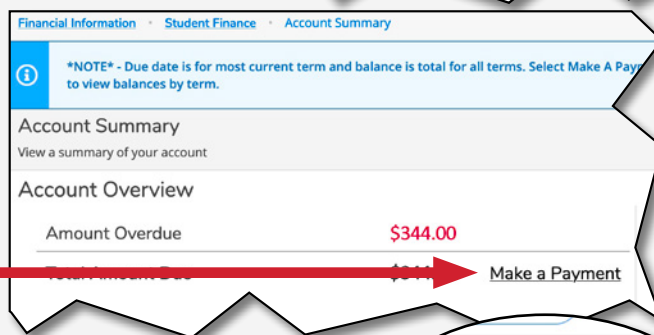
Sign In

1. Log into Self-Service: webss.ucc.edu/Student/Account/Login

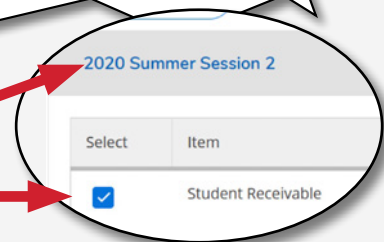
2. Click on **Student Finance**



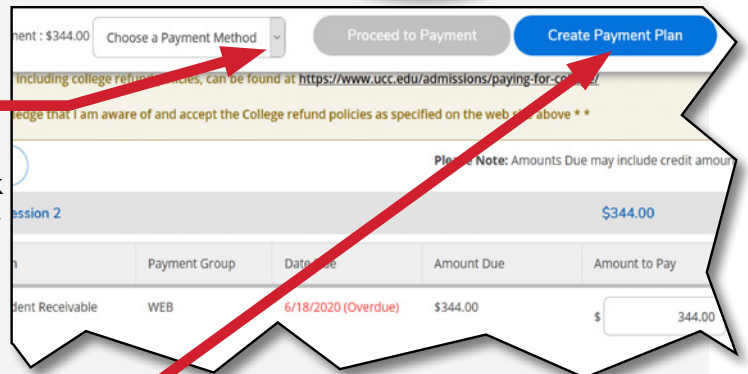
3. Choose **Make a Payment**



4. Scroll down and **Check the Box** for the Semester Receivable you will pay



5. After identifying the semester you want to pay, at the top of the screen, **Choose a Payment Method** from the drop-down. You can pay with either credit or debit (choose the credit option) or with an e-check (you would enter you bank's routing number and your account number when prompted)



If you are setting-up a payment plan, click on **Create Payment Plan** and follow the prompts

6. Click **Proceed to Payment**, and follow the steps from there

Union County College
Tuition & Fees

PAYMENT INFORMATION > PAYER INFORMATION > REVIEW & SUBMIT > COMPLETE

Payment Amount
\$ 344.00

Payment Method
New Card

Card Number Expiration Date Security Code What is this?

Continue



Transforming
Our Community...
One Student
at a Time