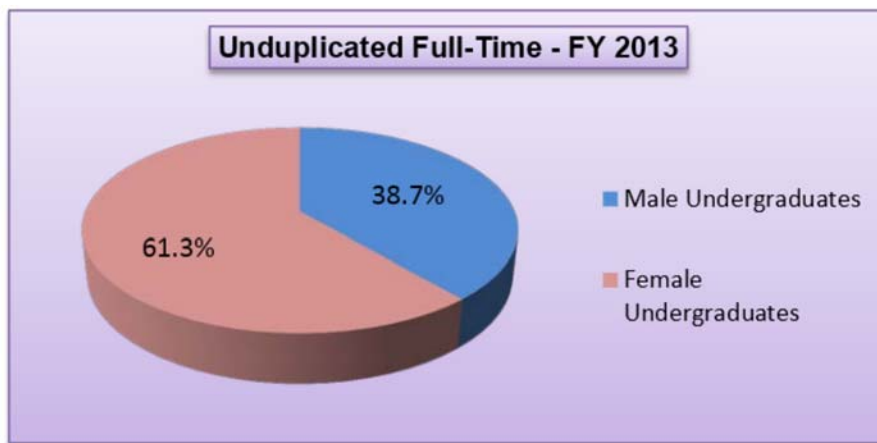
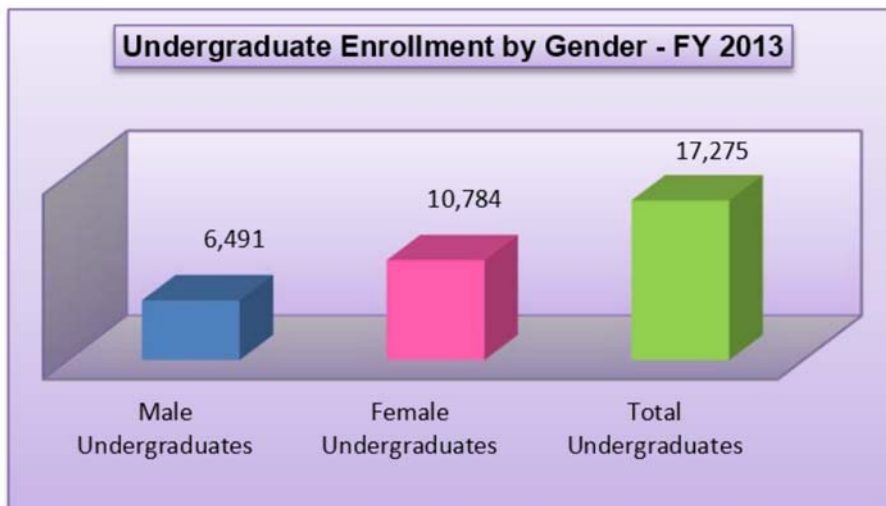


Equity in Athletics

I. General Information

Enrollment Undergraduates by Gender - FY 2013		
Gender	Number	Percent
Male Undergraduates	6,491	37.6%
Female Undergraduates	10,784	62.4%
Total Undergraduates	17,275	100.0%

Unduplicated Full-time - FY 2013		
Gender	Number	Percent
Male Undergraduates	4,346	38.7%
Female Undergraduates	6,896	61.3%
Total Undergraduates	11,242	100.0%



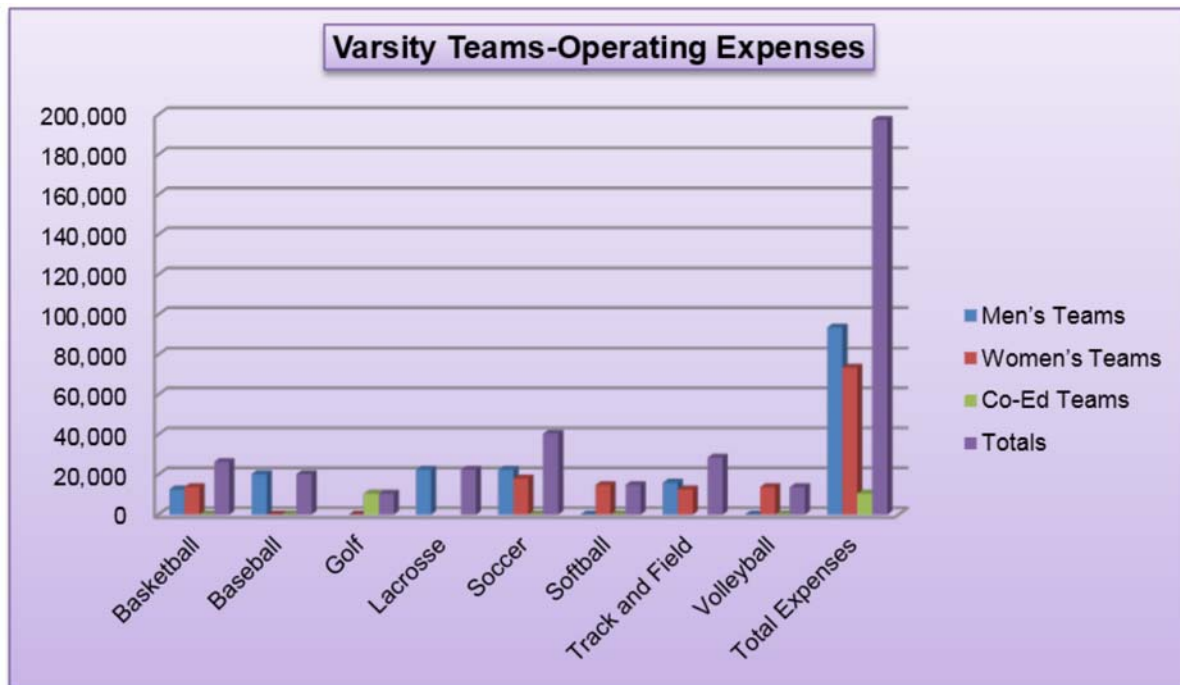
II. Intercollegiate Athletics – Varsity Teams

A. Athletic Participation

Program	Men's Teams	Women's Teams	Co-Ed Teams
Basketball	9	10	-
Baseball	19	-	-
Golf	0	-	7
Lacrosse	22	-	-
Soccer	22	16	-
Softball	-	12	-
Track and Field	13	9	-
Volleyball	-	11	-
Total	85	58	7
Unduplicated Count of Participants	85	58	7

B. Operating Expenses

Program	Men's Teams	Women's Teams	Co-Ed Teams	Totals
Basketball	12,594	13,687	-	26,281
Baseball	20,241	-	-	20,241
Golf	-	-	10,410	10,410
Lacrosse	22,426	-	-	22,426
Soccer	22,426	18,056	-	40,482
Softball	-	14,779	-	14,779
Track and Field	15,872	12,594	-	28,466
Volleyball	-	13,687	-	13,687
Total Expenses	93,559	72,803	10,410	176,772
	53%	41%	6%	100.00%



C. Head Coaches – Coaching Duties

Program	Gender	Men's Teams	Men's Teams	Women's Teams	Women's Teams	Co-Ed Teams	Co-Ed Teams
		FT	PT	FT	PT	FT	PT
Basketball	Male	-	1	-	1	-	-
	Female	-	-	-	-	-	-
Baseball	Male	-	1	-	-	-	-
	Female	-	-	-	-	-	-
Golf	Male	-	-	-	-	-	1
	Female	-	-	-	-	-	-
Lacrosse	Male	-	1	-	-	-	-
	Female	-	-	-	-	-	-
Soccer	Male	-	1	-	1	-	-
	Female	-	-	-	-	-	-
Softball	Male	-	-	-	-	-	-
	Female	-	-	-	1	-	-
Track & Field	Male	-	1	-	1	-	-
	Female	-	-	-	-	-	-
Volleyball	Male	-	-	-	1	-	-
	Female	-	-	-	-	-	-
Total		0	5	0	5	0	1

D. Assistant Coaches – Coaching Duties

Program	Gender	Men's Teams	Men's Teams	Women's Teams	Women's Teams	Co-Ed Teams	Co-Ed Teams
		FT	PT	FT	PT	FT	PT
Basketball	Male	-	2	-	1	-	-
	Female	-	-	-	1	-	-
Baseball	Male	-	3	-	-	-	-
	Female	-	-	-	-	-	-
Golf	Male	-	-	-	-	-	1
	Female	-	-	-	-	-	-
Lacrosse	Male	-	2	-	-	-	-
	Female	-	-	-	-	-	-
Soccer	Male	-	1	-	1	-	-
	Female	-	-	-	1	-	-
Softball	Male	-	-	-	-	-	-
	Female	-	-	-	1	-	-
Track & Field	Male	-	1	-	1	-	-
	Female	-	-	-	-	-	-
Volleyball	Male	-	-	-	1	-	-
	Female	-	-	-	-	-	-
Total		0	9	0	7	0	1

III. Overall Athletic Program

A. Recruiting Expenses

Team	Dollar Amount	Percent
Men's Teams	0	0.00%
Women's Teams	0	0.00%
Co-Ed. Teams	-	-
Total	0	0.00%

B. Athletically-Related Student Aid

Athletically-Related Student Aid awarded female athletes: **\$45,142.00**
Athletically-Related Student Aid awarded male athletes: **\$ 6,500.00**

C. Head Coaches Salaries

Average Salaries of Head Coaches for Men's Teams: **\$8,150.00**
Number of Head Coaches included in this average: **4**
Average Salaries of Head Coaches for Women's Teams: **\$8,150.00**
Number of Head Coaches included in this average: **5**
Average Salaries of Head Coaches for Coed Teams: **\$5,150.00**

D. Assistant Coaches Salaries

Average Salaries of Assistant Coaches for Men's Teams: **\$4,500.00**
Number of Assistant Coaches included in this average: **4**
Average Salaries of Assistant Coaches for Women's Teams: **\$4,500.00**
Number of Assistant Coaches included in this average: **4**
Average Salaries of Head Coaches for Coed Teams: **\$1,200.00**